

*Midway's*

GAME NO. 597  
NOVEMBER, 1975

# GUN FIGHT PARTS CATALOG



**MIDWAY MFG. CO.**  
10750 WEST GRAND AVENUE  
FRANKLIN PARK, ILLINOIS, 60131, U. S. A.

PHONE: (312) 451-1360    CABLE ADDRESS: MIDCO    TELEX NO.: 72-1596

# TABLE OF CONTENTS

---

	Page No.
GENERAL INSTRUCTIONS	1
NOTES	2
TROUBLE SHOOTING SOUND SYSTEM	3
SWITCH POSITIONS	4
POT ADJUSTMENTS	5
GUN FIGHT	6—7
CONTROL ASSEMBLY	8—9
MIDWAY MONITOR REPLACEMENT PARTS	10
ADDITIONAL PARTS LIST	11
MIDWAY MONITOR SCHEMATIC	12

## GENERAL INSTRUCTIONS FOR "GUN FIGHT"

### INSTALLATION:

- A. The power is controlled by a switch located on top of the cabinet. Plug into A.C. only, 115 volts, 60 cycles. In low line areas, (100 volts or less) a boost in the output voltage of the transformer may be achieved, by removing the wire from the 115 volt tap of the transformer, and re-wiring to the 105 volt position.
- B. In event the game is tilted or the line cord is removed, any credits accumulated will be reset to zero.

### COIN-TIME ADJUSTMENT SWITCH:

Located on Game Logic Board (P.C. 507-907) and may be adjusted as indicated on separate instructions located in back-box area.

### VOLTAGE CONTROL POTS:

Located on Power Supply Board (P.C. 80-901) and may be adjusted by rotating pot as indicated on separate instructions located in back-box area.

### VOLUME CONTROL POTS:

Located on Game Logic Board (P.C.P 597-907) and may be adjusted by rotating pot as indicated on separate instructions located in back-box area.

**WARNING:** THIS GAME MUST BE  
GROUNDED. FAILURE TO DO SO  
MAY RESULT IN DESTRUCTION  
TO ELECTRONIC COMPONENTS.

CAUTION – All electronic devices mounted on Logic Unit may be destroyed when subjected to electrostatic charges. Personnel and tools must be properly grounded when handling this unit.

GUN FIGHT  
TROUBLE SHOOTING SOUND SYSTEM

COMPLAINT:

Loss of gun shot or hit sounds (either player).

CHECK THE FOLLOWING:

1. Logic board master volume control setting pots 'E' and 'F' (P.C. 597-907).
2. Logic board left or right player gun and hit volume control pot settings 'A', 'B', 'C', and 'D' (P.C. 597-907).
3. Logic board 12 pin jack connection pins #6, #7, #8, #9, #10, #11, and #12.
4. Left or right front speakers and associated wiring (8 ohms).
5. Logic board sound generation, amplifier (LM 354) and muting circuits (P.C. 597-907).

COMPLAINT:

Poor sound.

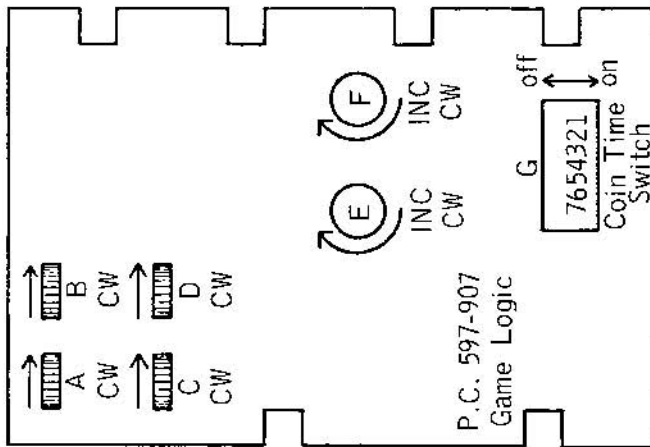
CHECK THE FOLLOWING:

1. Damaged speaker cone.
2. Speaker mounted loose.
3. Logic board sound generation and amplifier (P.C. 597-907).

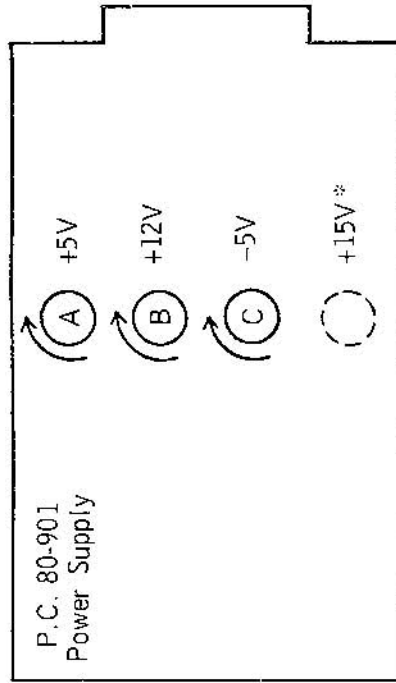
NOTE – The T.V. monitor sound system is not used.

597-907 BOARD  
SWITCH POSITIONS

	<u>597-907B</u>	<u>597-907</u>
<u>TIME</u>	SW# <u>2</u> <u>3</u>	SW# <u>5</u> <u>6</u>
90 Units	off-off	off-off
80 Units	off-on	on-off
70 Units	on-off	off-on
60 Units	on-on	on-on
<u>NO. OF COINS</u>	SW# <u>4</u> <u>6</u>	SW# <u>1</u> <u>2</u>
4 Coins	off-off	off-off
3 Coins	on-off	on-off
2 Coins	off-on	off-on
1 Coin	on-on	on-on
<u>NO. OF PLAYS</u>	SW# <u>5</u> <u>7</u>	SW# <u>3</u> <u>4</u>
4 Plays per Credit	off-off	off-off
3 Plays per Credit	on-off	on-off
2 Plays per Credit	off-on	off-on
1 Play per Credit	on-on	on-on



- A – To Increase +5V Rotate Clockwise
- B – To Increase +12V Rotate Clockwise
- C – To Increase -5V Rotate Clockwise



\*This pot is used only if I.C. 3235 is used at location C5 of Mother Board. (P.C. 80-900).


NOTE: Clockwise is defined as viewed from Pot face.

- A. Left Player scores Hit volume. To increase volume rotate pot as indicated.
- B. Right Player scores Hit volume. To increase volume rotate pot as indicated.
- C. Left Player shot volume. To increase rotate pot as indicated.
- D. Right Player shot volume. To increase rotate pot as indicated.
- E. Left Player Master volume. To increase rotate pot as indicated.
- F. Right Player Master volume. To increase rotate pot as indicated.

**CAUTION:**

This unit is shipped with two different Game Logic Boards (P.C. 597-907B & P.C. 597-907C). The Coin-Time Switch adjusts differently on each board. The adjusting information for each system follows.

NO. 597 GUNFIGHT



NO. 597 GUN FIGHT

**PRICE LIST**

*ORDER BY PART NUMBER ONLY*

ITEM	PART NO	DESCRIPTION	PRICE
1	0597-00904	TV BEZEL 23"	14.40 EA.
2	0161-00014	MONITOR (MIDWAY) COMPLETE	390.00 EA.
2	0017-00003-0014	MONITOR (MOTOROLA) COMPLETE	390.00 EA.
3	0597-00900	DISPLAY GLASS	31.20 EA.
3	0597-00900-0100	DISPLAY GLASS (FOREIGN)	41.00 EA.
4	0569-00001	SPEAKER BEZEL	2.00 EA.
5	0549-00128	SPEAKER GRILL	1.20 EA.
6	0090-00002-0200	FRONT DOOR FRAME	8.20 EA.
	0161-00013	MIDWAY MONITOR CHASSIS ASSEMBLY (INCLUDES MONITOR PC, POWER SUPPLY AND FRAME ASSEMBLY).	310.00 EA.

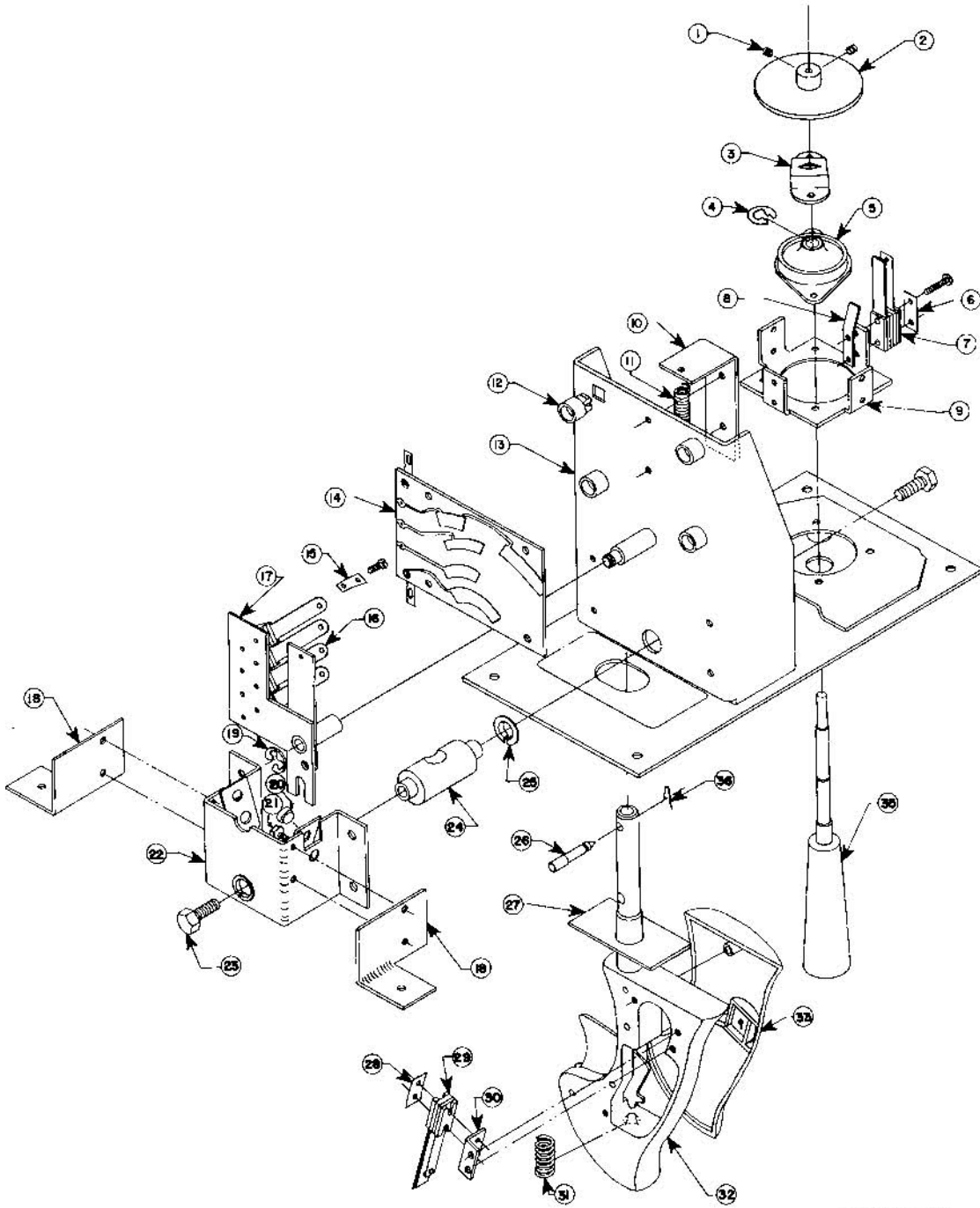
**MIDWAY MFG. CO.**

PRICES SUBJECT TO CHANGE WITHOUT NOTICE

PAGE 7



NO. 597 GUNFIGHT-- CONTROL ASSY.



MIDWAY MFG. CO.

NO. 597 GUN FIGHT - CONTROL ASSEMBLY

**PRICE LIST**

*ORDER BY PART NUMBER ONLY*

ITEM	PART NO	DESCRIPTION	PRICE
1	0017-00101-0302	#6-32 SOCKET SET SCREW	.20 EA.
2	0597-00010	WASHER & BUSHING SUB. ASSEMBLY	1.76 EA.
3	0597-00106	STOP BRACKET BOTTOM	.50 EA.
4	0017-00100-0025	"E" RING	.20 EA.
5	0017-00009-0220	GROMMET	2.52 EA.
6	0020-00202	SWITCH PLATE (4)	.20 EA.
7	0597-00004	CONTROL SWITCH (4)	1.00 EA.
8	00597-00113	GUARD STRIP (4)	.40 EA.
9	0597-00104	SWITCH MOUNTING BRACKET	2.12 EA.
10	0597-00119	SPRING HOLDER BRACKET	.40 EA.
11	0010-00233	CENTERING SPRING	.20 EA.
12	0017-0042-0072	PLASTIC STAND OFF (4)	.64 EA.
13	0597-00001	CONTROL MOUNTING BRACKET ASSEMBLY	6.40 EA.
14	0597-00008	GUN PC ASSEMBLY	1.10 EA.
15	0020-00202	SWITCH PLATE (4)	.20 EA.
16	0597-00005	WIPER ASSEMBLY SWITCH (4)	1.00 EA.
17	0597-00006	CONTACT MTG. PLATE & BUSHING ASSY.	3.90 EA.
18	0597-00120	CONTROL BRACKET (BRACKET BRACE) LEFT & RIGHT UPON REQUEST	.54 EA.
19	0017-0010-0025	"E" RING	.20 EA.
20	0017-0041-0006	RUBBER BUTTON (2)	.20 EA.
21	0017-00101-0325	NYLON SCREW 10-32 X 1/4 (2)	.20 EA.
22	0597-00115	SUPPORT BRACKET & STOP ASSEMBLY	1.00 EA.
23	0017-00102-0066	HEX HEAD BOLT 1/4-20 X 3/4	.20 EA.
24	0597-00701	PIVOT BUSHING	2.10 EA.
25	0017-00042-0018	NYLINER (2)	.20 EA.
26	0597-00700	DRIVE PIN	.40 EA.
27	0597-00905	FOLLOWER PLATE	.22 EA.
28	0020-00202	SWITCH PLATE	.20 EA.
29	0597-00003	TRIGGER SWITCH	1.00 EA.
30	0597-00101	BRACKET SWITCH	.48 EA.
31	0010-00176-0200	SPRING, TRIGGER	.20 EA.
32	0597-00002	GUN BODY ASSEMBLY	15.80 EA.
33	0597-00109	LEFT HAND GRIP	2.12 EA.
34	0597-00108	RIGHT HAND GRIP (NOT SHOWN)	2.12 EA.
35	0597-00007	HANDLE ASSEMBLY	1.96 EA.
36	0017-00007-0016	HAIR PIN 1/8"	.20 EA.

**MIDWAY MFG. CO.**

PRICES SUBJECT TO CHANGE WITHOUT NOTICE

PAGE 9

MIDWAY MONITOR REPLACEMENT PARTS  
**PRICE LIST**  
 ARRANGED IN NUMERICAL ORDER

PART NO.	DESCRIPTION	PRICE
0161-00318	YOKE	17.36 EA.
0161-00303	HORIZONTAL DRIVER TRANSFORMER	2.00 EA.
0161-00313	VERTICAL TRANSFORMER	5.40 EA.
0161-00302	HIGH VOLTAGE TRANSFORMER	18.00 EA.
0161-00328	POWER TRANSFORMER	11.00 EA.
0161-00316	C.R.T. SOCKET	4.00 EA.
0161-00319	PICTURE TUBE	80.00 EA.
0161-00900-8800	MONITOR P.C.	140.00 EA.
0161-00901-1880	POWER SUPPLY P.C.	33.40 EA.
0161-00013	MONITOR CHASSIS ASSEMBLY	310.00 EA.

**MIDWAY MFG. CO.**

PART NO.	DESCRIPTION	PRICE
0017-00091-0060	ACETATE T.V. SCREEN COVER SHEET (YELLOW)	2.80 EA.
0017-00101-0628	8-32 X 3/4 LG. CARRIAGE BOLTS	.20 EA.
0017-00101-0639	8-32 X 1 1/4 CARRIAGE BOLT	.20 EA.
0017-00003-0032	SPEAKER	7.30 EA.
0161-00008	MONITOR & TUBE SUPPORT BRKT. ASSY.	19.00 EA.
0537-00138	GLASS LIFT CHANNEL	2.80 EA.
0017-00041-0576	SPEAKER GASKET	.20 EA.
0601-00010	CASH BOX LOCK BRACKET	1.40 EA.
0566-00120	CASH BOX	5.80 EA.
0566-00121	CASH BOX COVER	1.80 EA.
0017-00102-0048	LEG LEVELERS	.50 EA.
0017-00103-0026	LEG LEVELER NUTS	.20 EA.
0572-00103	VENT GRILL	1.20 EA.
0597-00123	GLASS LOCK BRACKETS	.80 EA.
0567-00106-0100	SWITCH MOUNTING PLATE	.60 EA.
0597-00009	CONTROL & TRIGGER HANDLE ASSEMBLY COMPLETE	77.00 EA.
0597-00903	CONTROL SHELF PLATE	12.60 EA.
0017-00031-0002	LAMP SOCKETS	.20 EA.
0017-00003-0052	LAMP (1895)	.30 EA.
00597-00124	BACK DOOR CUP	4.90 EA.
0017-00005-0046	BACK DOOR LOCK	3.40 EA.
0017-00005-0046 -0051	LOCK PLATE	.40 EA.
0017-00007-0042	CAM	.30 EA.

PART NO.	DESCRIPTION	PRICE
0017-00003-0102	COUNTER METER	9.00 EA.
0567-00113	COUNTER BRACKET	.40 EA.
0567-00003	LOGIC & POWER SUPPLY PC MOUNTING ASSEMBLY'S	15.70 EA.
0591-00017	MOUNTING ASSEMBLY'S FOR LOGIC & SOUND, MOTHER & POWER SUPPLY, P. C. BOARDS	8.20 EA.
0597-00012-0100	RIGHT HAND SUPPORT BRACKET ASSEMBLY FOR GAME BOARD & MOTHER BOARD	3.20 EA.
0597-00012-0200	LEFT HAND SUPPORT BRACKET ASSEMBLY FOR GAME BOARD & MOTHER BOARD	3.20 EA.
0597-00121	BRACKET BACK DOOR	.50 EA.
0017-00003-0065	LINE CORD (16 FT.)	3.00 EA.
0080-00901-8800	POWER SUPPLY (FOR GAMES NOS. 101-3400 ONLY)	90.00 EA.
0080-00904-8800	POWER SUPPLY (FOR GAMES OVER NO. 3401)	90.00 EA.
0080-00900-8800	MOTHER BOARD	900.00 EA.
0597-00907-8800	GAME BOARD	250.00 EA.
MT-00051	50 CYCLE TRANSFORMER (FOREIGN)	28.00 EA.
MT-00050	60 CYCLE TRANSFORMER (DOMESTIC)	24.20 EA.
0080-00902-8800	BI-DIRECTIONAL DRIVER P.C.	20.80 EA.
0017-00101-0576	6-32 X 3/4 CARRIAGE BOLT	.20 EA.
0017-00032-0005	ON-OFF SWITCH	.80 EA.
0597-00125	WASHER (SQUARE HOLE)	.25 EA.



